
MILITARY METHOD II (WATER-VAPORPROOF WITH DESICCANT)

1.0 SCOPE

This standard provides various methods for packaging delicate/critical parts or components requiring water-vaporproof protection with desiccant.

2.0 REFERENCES

- 2.1 Lockheed General Packaging Standard 40-001
- 2.2 NAS Packaging Standard 3420, 3444
- 2.3 Lockheed Packaging Standard P-201, "Thermal Control" Labels

3.0 REQUIREMENTS

3.1 GENERAL


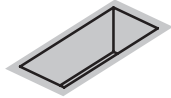
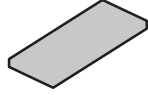
- 3.1.1 Requirements of Lockheed General Packaging Standard LPS 40-001 are a part of this standard unless otherwise specified.
- 3.1.2 The quantity per unit package shall be one (1) each.
- 3.1.3 Items shall be clean and free of foreign matter.
- 3.1.4 Items having irregular shapes, projections or appendages shall be padded or blocked and blocked and padded with Lockheed P-201.

P-14

Revision 1

Page 2

3.2 UNIT PACKAGING



- 3.5.2 Intermediate Packaging Marking – Label or mark each container to show at least part number per contracting document, supplier and quantity of parts. Apply P-201 Thermal Control labels when applicable.
- 3.5.3 Shipping Container Marking – Label or mark each container to show part number per contracting document, the LMSC contracting document number, supplier, destination and quantity of parts.
- 3.5.4 Special, precautionary and handling markings shall be applied as required.

4.0 QUALITY ASSURANCE

4.1 Packaging shall be accomplished in such a manner as to prevent physical damage to, or degradation of, the packaged items during delivery to the using activity. It shall be the prerogative of LMSC to return damaged items, at supplier's expense, when such damage is attributable to improper or inadequate protection.

5.0 NOTES

5.1 The following information is intended as a guide or aid to suppliers in meeting requirements of this specification:

5.1.1 Material Specifications

<u>Commodity</u>	<u>Military Specification</u>
Barrier, Water Vaporproof	MIL-B-131, Class 1
Barrier, Water Vaporproof (Transparent)	MIL-B-22191, Type I
Box, Fiberboard	PPP-B-636
Box, Metal or Nonmetal	MIL-B-25305
Box, Wood Nailed	PPP-B-621
Box, Wood Cleated	PPP-B-601
Box, Wood Demountable	MIL-B-26241
Box, Wood Load Bearing	MIL-B-26195
Can, Fiber, Spiral Wound	MIL-C-3955
Can, Metal	PPP-C-96
Case, Carrying	MIL-C-4150
Cellulosic Material	PPP-C-843
Cellulosic Material, Tubular Free Flow	MIL-C-23734
Crate, Wood	PPP-C-650
Cushioning, Cellular Plastic, Flexible	MIL-C-81013
Cushioning, Polyurethane, Flexible	MIL-P-26514
Cushioning, Polystyrene, Expanded	PPP-C-850
Cushioning, Polyethylene, Unicellular	MIL-C-46842
Cushioning, Bound Fiber	PPP-C-1120
Desiccant, Bagged	MIL-D-3464

<u>Commodity</u>	<u>Military Specification</u>
Drum, Metal	MIL-D-6054
Drum, Reusable	MIL-D-6055
Film, Plastic	L-P-378
Indicator, Humidity	MS 20003
Paper, Wrapping, Neutral	MIL-P-17667
Paper, Waterproof	MIL-B-121
Plug, Humidity	MIL-I-26860
Protective Caps	MS 25177, 25178, 90376; NAS 813, 820

Table 1 CUSHIONING		
LPS Suffix	Type of Material	Material Specification
A	Cellulosic Material	PPP-C-843
B	Cellulosic Material – Tubular Free Flow	MIL-C-23734
C	Cellular Plastic (Flexible) 3/16”Cells	MIL-C-81013
D	Cellular Plastic (Flexible) 1/2” Cells	MIL-C-81013
E	Bound Fiber – Type I, Class B, Soft	PPP-C-1120
F	Bound Fiber – Type II, Medium Soft	PPP-C-1120
G	Bound Fiber – Type III, Medium Firm	PPP-C-1120
H	Bound Fiber – Type IV, Firm	PPP-C-1120
I	Polyurethane Foam – Flexible Type I, Class 2, 1.2 – 1.5 Density	MIL-P-26514
J	Polyurethane Foam – Flexible Type I, Class 2, 1.6 – 1.9 Density	MIL-P-26514
K	Polyurethane Foam – Flexible Type I, Class 2, 2.0 – 2.4 Density	MIL-P-26514
L	Polyurethane Foam – Flexible Type I, Class 2, 2.5 – 3.0 Density	MIL-P-26514
M	Polyurethane Foam – Flexible Type I, Class 2, 3.0 – 4.0 Density	MIL-P-26514
N	Expanded Polystyrene, Type I, Class 3, .9 – 1.8 Density	PPP-C-850
O	Unicellular Polyethylene Form, 1.9 – 2.6 Density	MIL-C-46842
X	Any suitable cushioning which will protect the item from shock or vibration damage during shipment.	

Table 2 CUSHIONING THICKNESS	
LPS Suffix	Cushioning Thickness Required on All Sides of the Item*
A	1/2"
B	1"
C	2"
D	3"
E	4"
F	5"
G	6"
X	As Required

*For Type 2 packaging, cushioning material may be placed between the inner and outer container. The item must be properly blocked/braced in the inner container to prevent damage to the item/container

Table 3 CONTAINERS		
LPS Suffix	Type/Style	Specification
A	Box, Corrugated, Domestic – Any Style, Single Wall (SW)	PPP-B-636
B	Box, Corrugated, Domestic – Any Style, Double Wall (DW)	PPP-B-636
C	Box, Corrugated, Weather Resistant – Any Style, Single Wall (SW)	PPP-B-636
D	Box, Corrugated, Weather Resistant – Any Style, Double Wall (DW)	PPP-B-636
E	Box, Metal or Nonmetal	MIL-B-25305
F	Box, Wood, Nailed, Domestic, Any Style	PPP-B-621
G	Box, Wood, Cleated, Domestic, Any Style	PPP-B-601
H	Box, Wood Demountable, Domestic (Plywood or Fiberboard)	MIL-B-26241
I	Box, Wood, Load Bearing, Domestic, Type I, Any Style	MIL-B-26195
J	Can, Fiber, Spiral Wound, Type I, Any Style	MIL-C-3955
K	Can, Metal, Any Style	PPP-C-96
L	Case, Carrying	MIL-C-4150
M	Crate, Wood, Open, Type as Applicable	PPP-C-650
N	Crate, Wood, Closed, Type as Applicable	PPP-C-650
O	Drum, Metal	MIL-D-6054
P	Drum, Metal Reusable	MIL-D-6055